

CONV. GEOMETRY

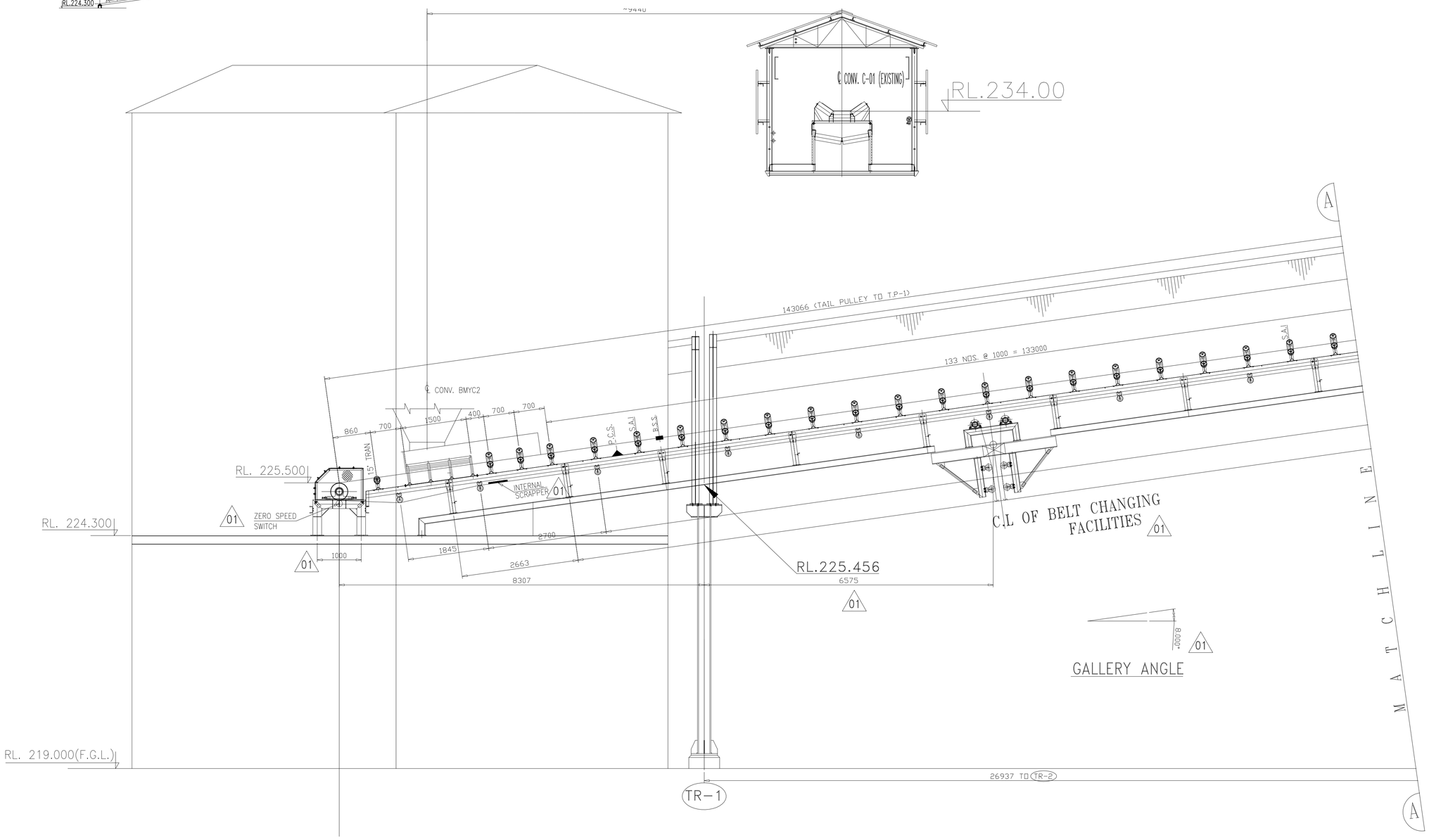

CONVEYOR CHARACTERISTICS

		PARTICULARS	SPECIFICATION	QTY.
CONVEYOR		CONVEYOR NO./ EQUIPMENT NO.	BC-248	1 NO.
		RATED CAPACITY / DESIGN CAPACITY (T.P.H)	200/240	
		BELT WIDTH (mm)/ TROUGHING ANGLE	1000/35°	
		VERTICAL LIFT (mm)	20750	
		HORIZONTAL CRS. (mm)	408159	
		PROFILE LENGTH (mm)	418908	
		SPEED (m/sec)	2.5	
MATERIAL HANDLED		MATERIAL	IRON ORE	
		BULK DENSITY (T/m³)	2.3	
		LUMP SIZE (mm)	(-)10	
		MOISTURE CONTENT	10	
BELT		TYPE / RATING	N/N / 500/4 EHD.	
		TOP COVER THICKNESS (mm)	8	
		BOTTOM COVER THICKNESS (mm)	3	
		BELT TENSION (KN) STARTING	WORKING TENSION (T1 KN) – 64.854 (STARTING) SLACK SIDE TENSION (T2 KN) – 23.343 TAIL TENSION (T4 KN) – 27.544	
PULLEYS MAKE - AS PER APPROVED VENDOR LIST	DIAMETER MM/NOS.	DRIVE / DISCHARGE PULLEY	500 mm DIA x 1150 mm FACE WIDTH x 1500 mm BRG. C/C x 160 mm DIA SHAFT AT BRG.	1 SET.
		FIXED TRIPPER DISCHARGE PULLEY	500 mm DIA x 1150 mm FACE WIDTH x 1500 mm BRG. C/C x 160 mm DIA SHAFT AT BRG.	2 SETS.
		TAIL / TAKE-UP PULLEY	400 mm DIA x 1150 mm FACE WIDTH x 1500 mm BRG. C/C x 140 mm DIA SHAFT AT BRG.	2 SETS.
		BEND PULLEY	400 mm DIA x 1150 mm FACE WIDTH x 1500 mm BRG. C/C x 110 mm DIA SHAFT AT BRG.	4 SETS.
		SNUB PULLEY	400 mm DIA x 1150 mm FACE WIDTH x 1500 mm BRG. C/C x 100 mm DIA SHAFT AT BRG.	1 SET.
		DEFLECTOR PULLEY	Ø219 mm 1500 mm FACE WIDTH x 1500 mm 1500 BRG. CRS X 60 mm DIA SHAFT AT BRG.	3 NOS.
	LAGGING THK.MM	DRIVE PULLEY	12 mm THK. DIAMOND GROOVE RUBBER LAGGING.	1 NO.
		TAIL / TAKE-UP	10 mm THK. PLAIN RUBBER LAGGING.	2 NOS.
		TRIPPER BEND PULLEY	12 mm THK. DIAMOND GROOVE RUBBER LAGGING.	2 NOS.
		BEND / SNUB	10 mm THK. CERAMIC LAGGING.	5 NOS.
IDLERS	CARRYING	3 ROLL 35° TROUGH IDLERS (FIXED TYPE) / MAKE	Ø152.4 mm OUTER TUBE DIA, 25 mm DIA BRG.	465 NOS.
		3 ROLL 35° SELF ALIGNING CARRYING IDLERS / MAKE	Ø152.4 mm OUTER TUBE DIA, 25 mm DIA BRG.	28 NOS.
		3 ROLL 15° TRANSITION IDLERS (ADJUSTABLE TYPE) / MAKE	Ø152.4 mm OUTER TUBE DIA, 25 mm DIA BRG.	4 NOS.
		3 ROLL 25° TRANSITION IDLERS (ADJUSTABLE TYPE) / MAKE	Ø152.4 mm OUTER TUBE DIA, 25 mm DIA BRG.	3 NOS.
		3 ROLL IMPACT IDLERS / MAKE	NA	
		MACHINE IDLER / MAKE	NA	
		NON MAGNETIC IDLER / MAKE	NA	

	RETURN	SINGLE ROLL FLAT RETURN IDLER (FIXED TYPE) / MAKE	Ø152.4 mm OUTER TUBE DIA, 25 mm DIA BRG.	4 NOS.
		TWO ROLL 10° V TYPE RETURN IDLER (FIXED TYPE) / MAKE	Ø152.4 mm OUTER TUBE DIA, 25 mm DIA BRG.	144 NOS.
		RETURN TRANER IDLER (FIXED TYPE) / MAKE	NA	
		SELF CLEANING FLAT RETURN IDLER / MAKE	Ø165 mm OUTER TUBE DIA, 25 mm DIA BRG.	1 NO.
		BASE MOUNTED RETURN (FLAT) / MAKE		
MOTOR		TYPE	TEFC,SQ,CAGE	1 NO.
		MAKE	AS PER APPROVED VENDOR LIST	
		POWER RATING (KW)/ SYNL SPEED/ FRAME SIZE	90/1500	
		SUPPLY VOLTAGE / DUTY	415	
REDUCER		TYPE	HELICAL	1 NO.
		MODEL NO.	–	
		MAKE	AS PER APPROVED VENDOR LIST	
		RATIO	16.46	
		HOLD BACK	INTREGAL TO GEAR BOX	
		MECHANICAL RATING (KW)		
BRAKE		TYPE	ELECTRO HYDRAULIC THRUSTOR	
		MODEL NO. / TORQUE RATING	--	
		DRUM DIAMETER	--	
		MAKE	AS PER APPROVED VENDOR LIST	
COUPLING	HIGH SPEED	TYPE / SIZE	FLUID COUPLING / --	1 NO.
		MECHANICAL RATING (KW)	–	
		MAKE	AS PER APPROVED VENDOR LIST	
	LOW SPEED	TYPE / SIZE	GEARED COUPLING / --	1 NO.
		MECHANICAL RATING (KW / RPM)	–	
		MAKE	AS PER APPROVED VENDOR LIST	
TAKE UP		TYPE	V.G.T.U.	1 SET.
		COUNTER WEIGHT – CI (KG)	4184	
		TRAVEL (mm)	10000	
MISCELLANEOUS INFORMATION		INTERNAL SCRAPER	DIAGONAL TYPE	1 SET.
		EXTERNAL SCRAPER	PRE SCRAPPER,MAIN SCRAPPER	2 SET.
		SKIRT BOARD	SKIRT PL. 10 mmTHK./COVER PL.3 mmTHK.	1 LOT.
		SKIRT LINER	AS PER ANNEXURE-I	1 LOT.
		DISCHARGE CHUTE	CHUTE PL. 10 mmTHK.(M.S. PLATE)	1 LOT.
		CHUTE LINER	AS PER ANNEXURE-I	1 LOT.
		CHUTE JAMMING DETECTOR SWITCH		1 NO.
		DECK PLATE	3.15 mm M.S. PL. AT IMPACT ZONE, WITH IN JUNCTION HOUSE & AT ROAD/RAIL CROSSINGS.	1 LOT.
		SEAL PLATE	3.15 mm M.S. PL. AT THROUGH OUT THE CONVEYOR	1 LOT.
		STRINGER / SHORT SUPPORTS	ISMC-150 FOR STRINGER & ISMC-125 FOR SHORT POST	1 LOT.
		MOVEABLE CHUTES FRAMES	–	
		MOVEABLE CHUTES	–	
		IMPACT PAD	AT LOADING POINT @ 1500 mm.	2 SETS.
		BELT CHANGING FACILITIES	AS PER CS	1 SET.
SAFETY SWITCHES		PULL CORD SWITCH / LOCATION / MAKE	BOTH SIDE OF THE CONVEYOR & @ 25 m SPACING / AS PER APPROVED VENDOR LIST	15 PAIRS.
		BELT SWAY SWITCH / LOCATION / MAKE	BOTH SIDE OF THE CONVEYOR & @ 100 m SPACING / AS PER APPROVED VENDOR LIST	5 PAIRS.
		ZERO SPEED SWITCH / LOCATION / MAKS. CONTACTLESS	AT TAIL PULLEY	1NO.

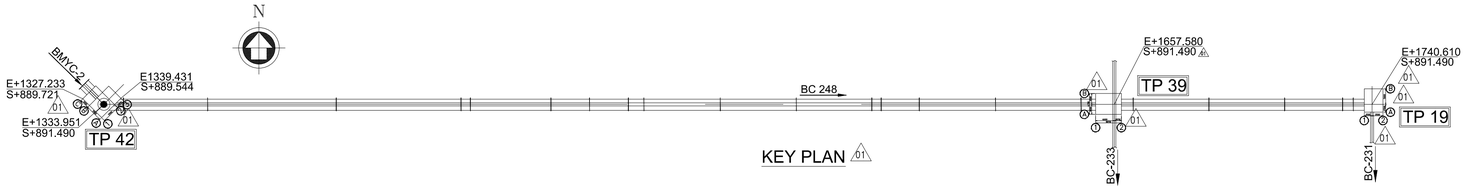

KEY PLAN 01