

EXTREME ROTARY VALVE

“When Heavy Duty Isn’t Enough”


Since 1964 the PERMA/flo “XT & XL” Extreme Rotary Valve has been considered the valve of choice by customers who demand long life, rugged durability, ease of maintenance and high quality.

Though the basic foot print of the “XL” has remained unchanged since its inception, in 2003 the “XT” series was added. The “XT” enhancements were made by increasing the throat size on the 6” through 12” models. The increased throat is an additional 82% larger than the previous design. This was achieved by increasing the number of pockets in the rotor from nine to ten. In turn, this allows the inlet shoe to widen, exposing a two-pocket width in lieu of one. The extra width minimizes possible bridging, while increasing pocket fill efficiency. Sizes 14” through 24” remain our traditional “XL” design.

The “XL” and “XT” series, can be applied as rotary feeders and airlocks. Both the “XL” and “XT” series of rotary valves feature a unique design that offers adjustment between the rotor and the seal shoe. This adjustability enables the rotor to seal shoe gap to be maintained providing the tightest seal possible through out the life of the unit.



Both the rotor and seal shoe are constructed of a special chrome-iron alloy called P-33. This alloy yields a hardness of 500-600 Brinell. Unlike other valves that feature a surface hardening, P-33 is a solid alloy casting that does not wear off to expose a softer metal base.

Note: Adjusting and maintaining a tight gap between the rotor & seal shoe can be made while the valve is in place!



Their
“Heavy Duty”
Rotor

** Both Rotors are 8”



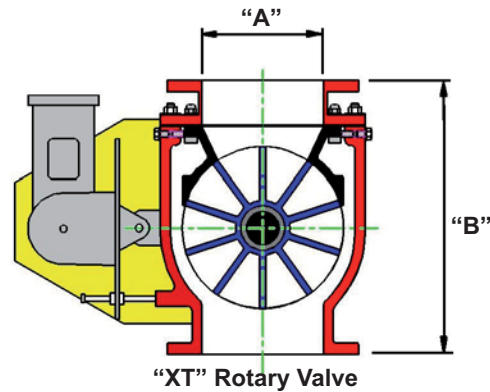
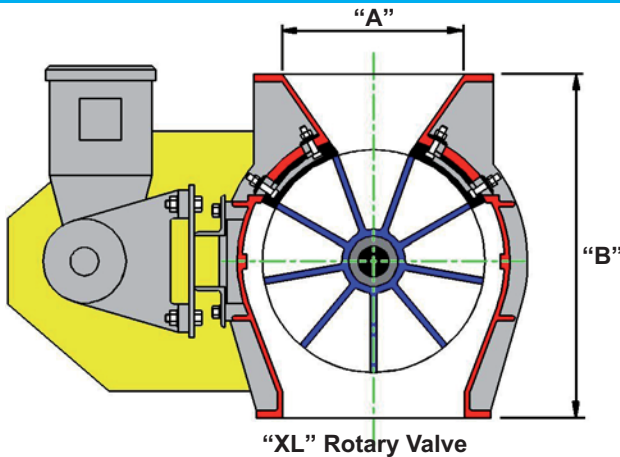
“Extreme” Rotor





EXTREME ROTARY VALVE

“When Heavy Duty Isn’t Enough”



| SIZE "A" | 6" | 8" | 10" | 12" | 14" | 16" | 18" | 24" |
|--|---|-------|------|------|--------|--------|---------|---------|
| MODEL | "XT" | "XT" | "XT" | "XT" | "XL" | "XL" | "XL" | "XL" |
| Capacity: Ft ³ Per Rev. @ 100% eff. | 0.20 | 0.375 | 0.60 | 1.00 | 1.60 | 2.70 | 2.70 | 6.00 |
| Overall Height (inches) "B" | 20" | 22" | 24" | 27" | 29.75" | 30" | 34" | 46.5" |
| HP (Fixed Speed) | 0.5 | 0.5 | 1.0 | 1.0 | 3.0 | 3 or 5 | 3 or 5 | 7.5 |
| HP (Variable Speed/Inverter Duty) | 1.0 | 1.0 | 1.5 | 1.5 | 3 or 5 | 3 or 5 | 3 or 5 | 7.5 |
| Approximate Weight w/Drive (Pounds) | 800 | 1100 | 1300 | 1700 | 2100 | 2700 | 2700 | 4000 |
| Number of Rotor Pockets | 10 | 10 | 10 | 10 | 9 | 9 | 9 | 9 |
| Rotor & Shoe Material | (550 BHN) P-33 Chrome Nickel Iron Alloy (For All Sizes) | | | | | | | |
| Housing Material | Cast Iron | | | | | | | |
| Inlet & Discharge Flange | Round (150# ANSI Drilling) | | | | | 16" Sq | 18" Sq. | 24" Sq. |
| Bearings | Outboard For All Sizes | | | | | | | |
| Temperature Rating (Standard) | 500 ^o | | | | | | | |
| Temperature Rating (High Temperature) | 1000 ^o | | | | | | | |

STANDARD FEATURES:

- P-33 Alloy Closed End Rotor & Inlet Wear Shoe
- Field Adjustable Rotor To Shoe Clearance
- Heavy Cast Iron Housing
- Outboard Mounted Bearings
- Extreme Duty Shaft (No Shear Pins Required)
- Shaft Air Purge Ports
- (4) Inspection Ports

OPTIONS:

- Shaft Air Purge Kit With Flow Meters
- Zero Speed Switch
- Vent Hopper (For The Venting Of Displaced Air)
- Support Stand
- Variable Speed Control & Reversing
- Mechanical Shaft Seals (Stuffing Box Insert)
- Rotor Pocket Purge (For Sticky Products)
- NFPA Compliance



Clyde Bergemann Delta Ducon

33 Sproul Road
Malvern, PA 19355

T: (610) 695-9700
F: (610) 695-9724

Website: www.deltaducon.com
eMail: sales@deltaducon.com