



**WALINGA®**

**8614 Ship Unloader**



Thank-you for considering Walinga as your supplier for vessel unloading, Walinga has been manufacturing pneumatic conveying systems for more than 35 years and will be pleased to supply you with a quality machine.

This document will overview the Walinga 8614 Ship Unloader, numerous options are available to help you design and choose a machine that will maximize profit and best suit your needs.

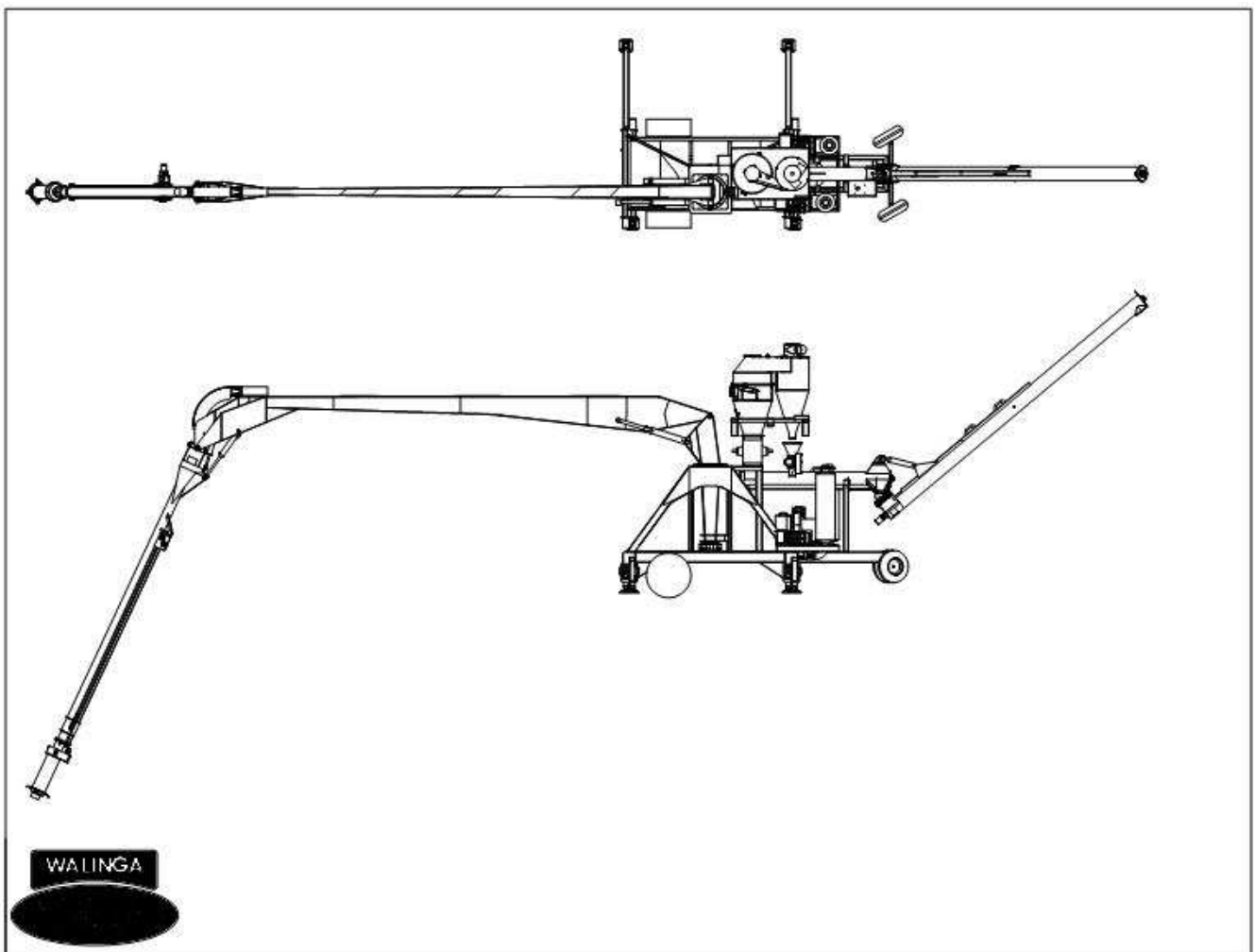
As you look through this document if any concerns or questions come up, please do not hesitate to contact us at:

[www.walinga.com](http://www.walinga.com)

1-519-824-8520

## The Walinga 8614 Ship Unloader:

Page 4	General, capacity, consumption, dimensions
Page 5	Blowers
Page 6	Airlock
Page 7	Power and Hydraulics
Page 8	Suction boom
Page 9	Discharge boom
Page 10	Remote
Page 11	Receiver and Precleaner
Page 12	Safety, paint, frame and undercarriage
Page 13-17	Pictures and Video



**General:**

The Walinga 8614 SU is designed to convey free flowing, granular products from barges or vessels.

**Capacity:**

When conveying dry corn, the Walinga 8614 SU, will average 120 tonnes per hour, on a 5000 DWT vessel.

**Consumption:**

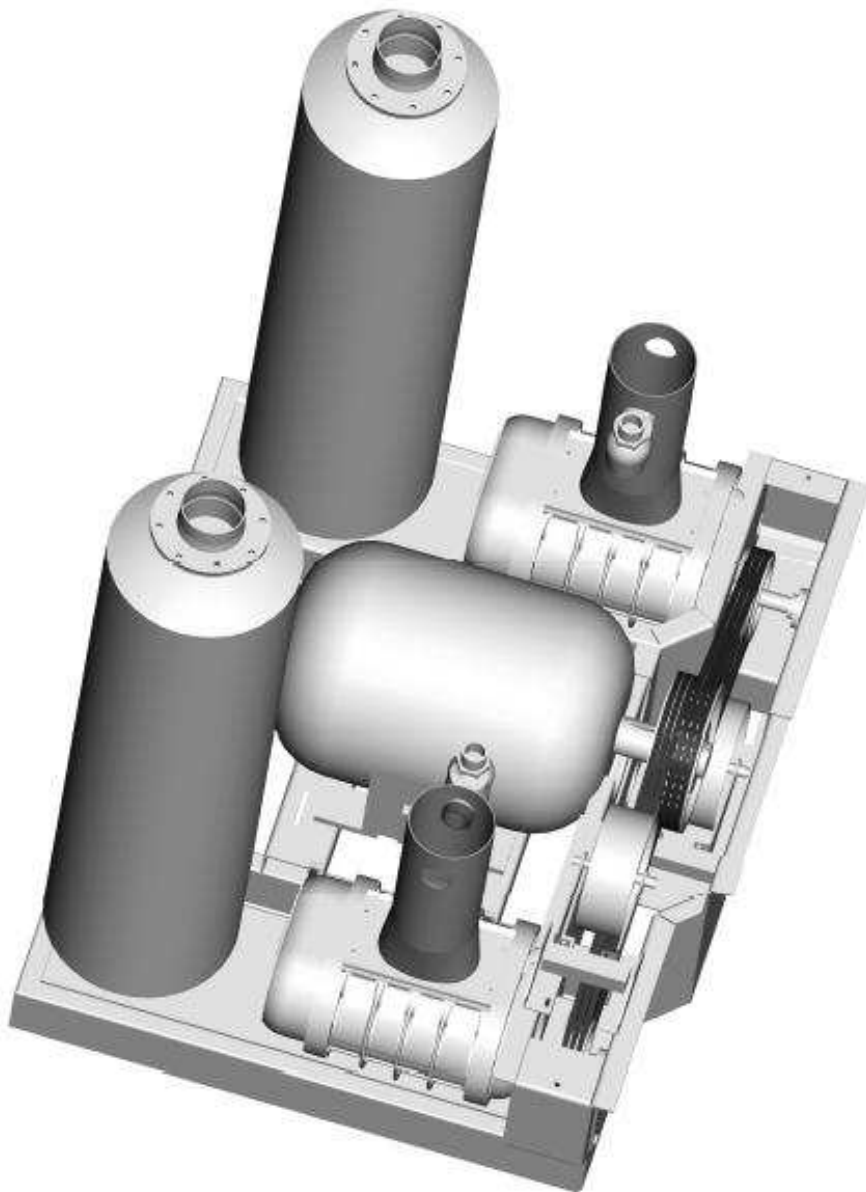
The standard power on the 8614 SU is electric, and it will draw about 143kW per hour.  
Diesel power is available as an option; the diesel engine will consume 38 liters of fuel per hour.

**Approximate Dimensions:**

Length	312 "	7.92 m
Width	96 "	2.43 m
Height	144 "	3.65 m
Weight	17,000 lbs	7,727 kg
Horsepower	Diesel	160
Horsepower	Electric	150


## **Blowers:**

Two Walinga 614 Blowers (1700 CFM), featuring in house chroming of housing, impellers, and seal sleeves. Each blower is equipped with double spherical roller bearings that are lubricated by an oil splash system. The total blower system displaces 3400 CFM, and is driven via a 1.5 to 1 ratio V belt system by a motor and is equipped with an automotive belt tensioning system.



### **Airlock:**

A high grade ductile iron, drop through housing airlock. The airlock displaces 125 liters/revolution. The airlock is directly coupled to a heavy duty hydraulic motor, it is equipped with a variable speed control and rotation is reversible. The vanes are equipped with stainless steel adjustable tips.



**Power:**

The 8614 SU is powered electrically by a 150 HP motor, and is equipped with soft start.

The 8614 Ship Unloader's hydraulic system is powered by a 40 HP electric motor.

**Hydraulics:**

The 8614 SU is equipped with a heavy duty commercial grade hydraulic pump that is mounted to the drive motor. It is a complete system that includes:

- A Reservoir
- Filter
- Controls
- Oil
- Hydraulic Lines

The hydraulic system is designed to operate the airlocks, suction & discharge boom, and the stabilizer legs.

Available as an option is a radio remote for the hydraulic controls.

## Suction Boom

The 8614 Ship Unloader's horizontal suction boom is 10" in diameter, up to 35' long, and comes with a flexible receiver inlet hose. It is raised, lowered, and rotated by the hydraulic system.

The 8614 Ship Unloader's vertical boom is telescoping and is up to 30' long; the boom is equipped with a "marine style" suction nozzle.

The suction boom can rotate 180 degrees.





## Discharge Boom

The 8614 SU discharge by an auger boom, this auger is 12" diameter and is up to 40' long.

The discharge boom is hydraulically driven.



## Remote

The 8614 SU can be operated by one man, via the 6 position radio remote.

- Up
- Down
- In
- Out
- Left
- Right

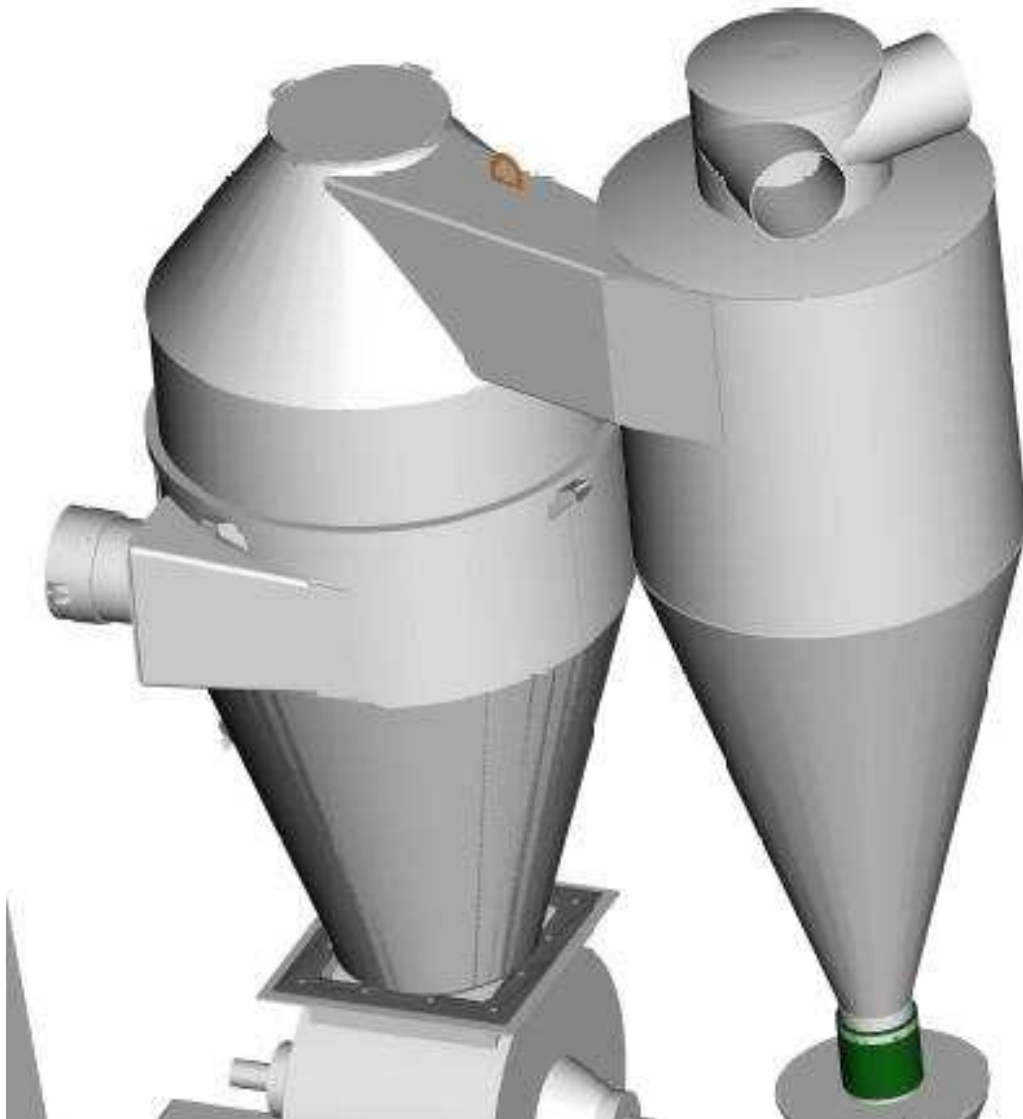
The remote system is operational up to 100' away.



## **Receiver and precleaner**

The 8614 Ship Unloader's receiving system works in two stages, the receiver conveys the bulk product and the precleaner removes the dust from passing through the blower. The dust is then returned to the material stream. This allows for a filter free system.

The 8614 Ship Unloader's receiver is lined with a replaceable stainless steel resistant band for prolonged life.



## **Safety**

The two blowers are equipped with overload vacuum relief valves and monitoring gauges. On the front and back of the blower the oil level can be viewed through the sight glass.

The 8614 SU has fully labeled operational and warning decals for operator's ease and safety.

All of the belt systems are equipped with finger proof guards.

A detailed operational manual is supplied with the unit upon arrival. The unit is also commissioned by a Walinga expert.

## **Paint**

The 8614 SU is acid washed, primed, and painted with heavy duty "baked-on" automotive paint.

## **Frame and undercarriage:**

The 8614 SU is mounted on a 20,000 pound capacity undercarriage with 2 axles. One of the axels is ridged and the other is steering.

The undercarriage is equipped with four hydraulically operated stabilizer legs.

## **Pictures and Video:**

The following pages are pictures of the first Walinga 8614 SU built. It is owned and operated by Country Ribbon of Newfoundland, Canada.

To view of video of this machine is operation, please follow the link below:

<http://www.youtube.com/watch?v=b9D9ZbNtgCQ&feature=related>

If you are not able to view this video, and would like to, please contact your local sales representative.







**WALINGA<sup>®</sup>**  
**8614 Ship Unloader**

[WWW.WALINGA.COM](http://WWW.WALINGA.COM)

**1-519-824-8520**