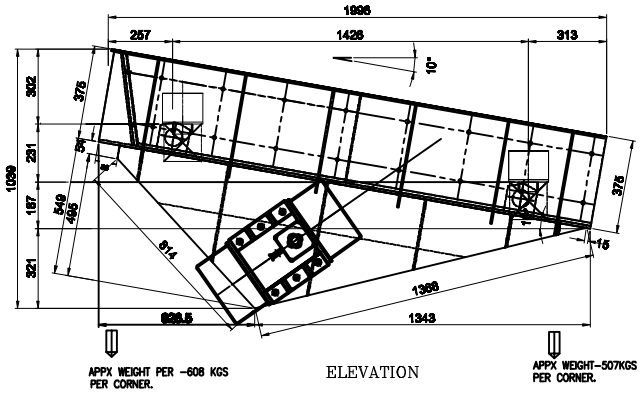

ELEVATION

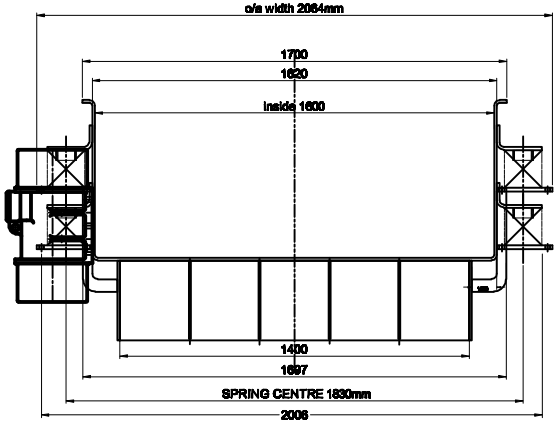

END ELEVATION

APPLICATION DATA	
CLIENT NAME	
FEEDER TYPE	VIBRATING FEEDER
APPLICATION	
SCREEN SIZE	1600MM X 2000MM.
MODEL NO.	E1620VF-1
INCLINATION	10°
MOTION	LINEAR
CAPACITY	400TPH
FEED SIZE	0-300mm
FEEDER RPM	
STROKE	
LINERS	10mm. (solihard)
MOUNTING	FLOOR MOUNT ON HELICAL COIL SPRING

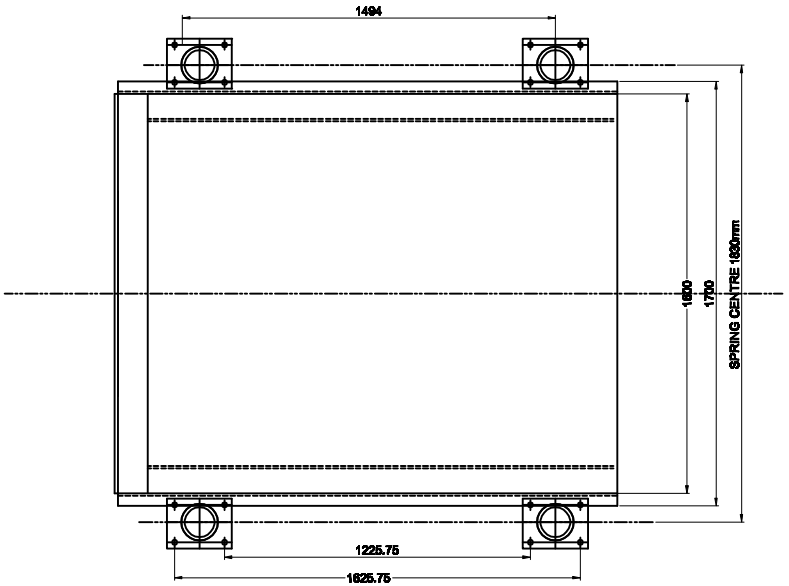

PLAN

APPX WEIGHT OF FEEDER - 900KGS
APPX LIVE WEIGHT - 2232KGS

FILE:FILE

TOLERANCES	Unless otherwise specified:	
Welding constructions-acc. to ISO 13920-B(DA 1121-200/B) Weld classes acc. to ISO 5817(DA 1184-500/B)		)
Castings acc. to ISO 8062-CT12(DA 1121-300/B)		)
General tolerances for linear and angular dimensions		
(m)medium (c)coarse (v)very coarse	Tolerance class	
Basic dimension	<4000 mm	>4000 mm
Machined with cutting tools (including sawing)	ISO 2768-1-m (Medium ISO2162)	ISO 2768-1-c (Coarse ISO2162)
Machined with non-cutting tools (including sawing)	ISO 2768-1-v (Very coarse ISO2162)	ISO 2768-1-v (Very coarse ISO2162)
For broken legs and angular dimensions	ISO 2768-1-c (DA 1121-100/Coarse ISO2162)	

NOTES:

1) ALL DIMENSIONS ARE IN MM. UNLESS OTHERWISE STATED.
2) DO NOT SCALE THIS DRAWING.
3) IF IN DOUBT PLEASE ASK.
4) THIS DRAWING ISSUED FOR REFERENCE OF DECK ARRANGEMENT.

CONFIDENTIAL
This drawing and all information and designs thereon are the property of ENESTEE ENGINEERING PVT.LTD. This drawing is confidential and must not be made public or copied without prior written authorization from ENESTEE and is subject to return upon demand. No use of this drawing or any information or designs thereon is permitted except as is specifically authorized in writing by ENESTEE.Acceptance of possession of this drawing constitutes full agreement with the above conditions.
Copyright © 2008 ENESTEE ENGINEERING PVT.LTD.
All Rights Reserved

1REVNO	1REVDATE	1REVDESC	1REVBY	1REVAPP
No	DATE	REVISION	BY	CK

SCALE:	NTS	
DESIGNED BY	SMN	05.06.08
DRAWN BY	HMB	08.05.08
CHECKED BY	MBB	-
APPR	MBB	-
APPR	ADJ	-

ENESTEE ENGINEERING PVT.LTD.
NAGPUR, INDIA

Copyright ©

SCREEN MANUFATURING DIVISION
NAGPUR INDIA

PROJECT
IB VALLEY

0.8X1.3M VIBRATING FEEDER
GENERAL ARRG. OF VIBRATING FEEDER.

DWG. NO.-E-0830-1 | MOD NO.EVHF-0830-1 | REV-00